
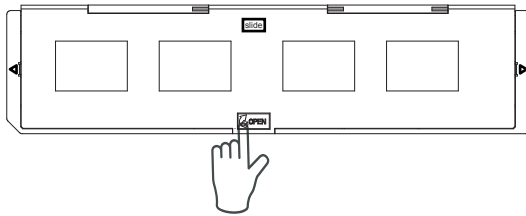


What's Included

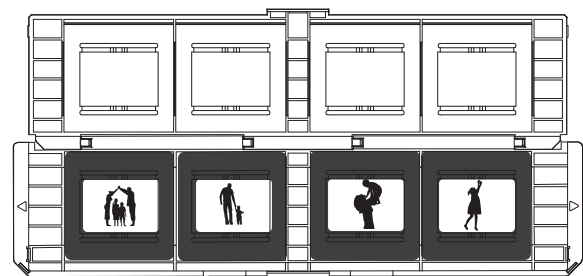


3x 35mm Slide Trays

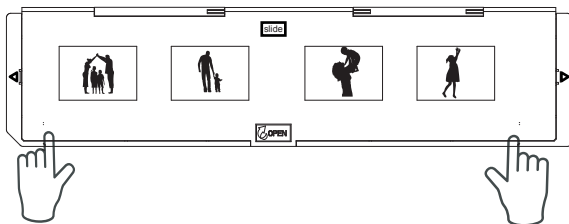
Instructions



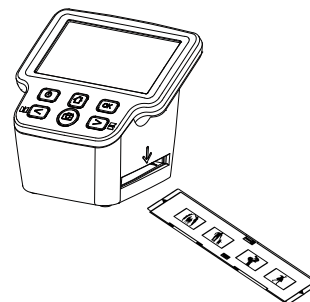
1. Open the tray by applying upward pressure in the middle section labeled OPEN.



2. Place the slides in the bottom side of the tray. The slides should fit into each window perfectly.



3. Close the tray ensuring the slides remain in place. Press the edges so the tray is completely closed.



4. Insert the slide tray, with the side labeled SLIDE facing up, into the slot on the right side of the scanner.

Cleaning Slides

Slides can be cleaned using compressed air or a lint-free cloth. For the removal of fingerprints/oils, it may be necessary to use Isopropyl alcohol. Use 98% Isopropyl alcohol on a cotton swab or lint-free cloth. Carefully clean the slide using small amounts of the alcohol. Place the cleaned slide in a ventilated location until all alcohol has evaporated. Then wipe gently with a cotton swab or lint-free cloth.